

## Annex 1 - 2005-2008 BUDGET

### Approval by the 12th International Conference of Legal Metrology

#### (a) Ressources approved by the Conference

Year	2004	2005	2006	2007	2008
Base Member States contributory shares	12 376 €	12 620 €	12 880 €	13 130 €	13 400 €
Corresponding Member fee	914 €	1 020 €	1 130 €	1 230 €	1 340 €
Registration fee of OIML Certificates outside DoMCs	50 €	50 €	51 €	52 €	53 €
Annual contribution for participation in a DoMC		1 200 €	1 220 €	1 240 €	1 260 €
Registration fee of OIML Certificates covered by a DoMC		150 €	152 €	154 €	156 €

#### (b) Base budget

Year	2004	2005	2006	2007	2008
<b>Operating charges approved by the Conference (*)</b>					
Staff	884k€	874k€	913k€	947k€	960k€
Premises	53k€	51k€	52k€	52k€	54k€
Office	71k€	69k€	62k€	62k€	63k€
Bulletin	44k€	44k€	45k€	45k€	47k€
Printing	35k€	14k€	15k€	15k€	16k€
Documentation	16k€	16k€	16k€	17k€	18k€
Correspondence	43k€	43k€	43k€	44k€	46k€
Meeting costs	140k€	156k€	162k€	168k€	175k€
Travel	52k€	52k€	53k€	53k€	55k€
Bonuses and miscellaneous	7k€	6k€	7k€	7k€	8k€
<b>Total operating charges</b>	<b>1 346k€</b>	<b>1 325k€</b>	<b>1 368k€</b>	<b>1 410k€</b>	<b>1 442k€</b>
<b>Financial charges approved by the Conference</b>					
Financial charges	0k€	0k€	0k€	0k€	0k€
<b>Exceptional charges approved by the Conference</b>					
OIML 50th Anniversaty		180k€			
Expert studies	0k€	30k€	30k€	30k€	30k€
Others	62k€				
<b>Total exceptional charges</b>	<b>62k€</b>	<b>210k€</b>	<b>30k€</b>	<b>30k€</b>	<b>30k€</b>

(\*) Submitted to the agreement of the CIML President, the BIML Director is allowed to operate compensations between the operating charges other than staff charges as far as the total operating charges do not exceed those approved by the Conference

#### (c) Additional budget (MAA implementation)

Year	2005	2006	2007	2008
<b>Charges approved by the Conference</b>				
Staff costs for one additional staff member	82 000 €	84 000 €	91 000 €	93 000 €
Operating costs for one additional staff member	25 000 €	25 000 €	26 000 €	26 000 €
<b>Total of operating charges of the additional budget</b>	<b>107k€</b>	<b>109k€</b>	<b>117k€</b>	<b>119k€</b>

## Annex 2 - Profit and loss forecasts 2005 - 2008

Base Budget (based on the 2001 - 2004 proforma accounts)								
Year	2001	2002	2003	2004	2005	2006	2007	2008
<b>Operating accounts</b>								
<b>Income</b>	<b>Realized</b>				<b>Evaluated according to (a)</b>			
Member States contributions	1 136k€	1 164k€	1 182k€	1 213k€	1 237k€	1 275k€	1 313k€	1 340k€
Corr. Members fees	41k€	47k€	34k€	34k€	38k€	42k€	46k€	50k€
<b>Miscellaneous sales</b>								
Subscriptions to the Bulletin	9k€	8k€	7k€	7k€	7k€	7k€	7k€	7k€
Sales of publications	38k€	42k€	25k€	25k€	0k€	0k€	0k€	0k€
OIML Certificates	5k€	8k€	9k€	8k€	8k€	8k€	8k€	8k€
Total miscellaneous sales	51k€	57k€	41k€	40k€	15k€	15k€	15k€	15k€
Reimbursements of taxes	43k€	37k€	43k€	35k€	36k€	36k€	36k€	37k€
<b>Miscellaneous</b>								
Miscellaneous	0k€	0k€	3k€	0k€				
Losses and gains on currency exchange	-1k€	-0k€	-1k€	-1k€				
Total Miscellaneous	-1k€	-0k€	2k€	-1k€	0k€	0k€	0k€	0k€
<b>Total operating income</b>	<b>1 270k€</b>	<b>1 305k€</b>	<b>1 302k€</b>	<b>1 321k€</b>	<b>1 325k€</b>	<b>1 368k€</b>	<b>1 410k€</b>	<b>1 442k€</b>
<b>Operating Charges</b>								
	<b>Realized</b>				<b>Approved by the Conference</b>			
<b>Staff</b>								
Salaries	397k€	475k€	424k€	522k€	542k€	563k€	588k€	599k€
Allowances	96k€	79k€	84k€	47k€	49k€	51k€	53k€	53k€
Social security charges	169k€	131k€	182k€	200k€	209k€	216k€	226k€	233k€
Family allowances	22k€	22k€	23k€	23k€	25k€	26k€	25k€	24k€
Endowment of the Retirement Fund	58k€	58k€	93k€	92k€	49k€	57k€	55k€	51k€
Endowment of the Provident Fund	11k€	9k€	2k€	0k€				
Total Staff	753k€	772k€	809k€	884k€	874k€	913k€	947k€	960k€
<b>Premises</b>								
Lighting	2k€	2k€	3k€	3k€	3k€	3k€	3k€	3k€
Heating	3k€	4k€	4k€	4k€	4k€	4k€	4k€	5k€
Cleaning	25k€	26k€	27k€	28k€	28k€	28k€	28k€	29k€
Gardens, water	2k€	5k€	3k€	5k€	3k€	3k€	3k€	3k€
Safety, petty maintenance and purchases	9k€	11k€	5k€	8k€	8k€	8k€	8k€	9k€
Insurance, taxes	2k€	3k€	3k€	3k€	3k€	3k€	3k€	3k€
Non depreciable works	6k€	0k€	11k€	0k€				
Depreciation of works	0k€	0k€	0k€	4k€	4k€	4k€	4k€	4k€
Total premises	50k€	51k€	54k€	53k€	51k€	52k€	52k€	54k€

Year	2001	2002	2003	2004	2005	2006	2007	2008
<b>Office</b>								
Paper and office supplies	4k€	4k€	5k€	5k€	5k€	5k€	5k€	6k€
Photocopies	43k€	43k€	18k€	18k€	18k€	19k€	20k€	20k€
Computers	6k€	8k€	12k€	12k€	12k€	14k€	14k€	15k€
Depreciation of equipment	12k€	15k€	34k€	37k€	35k€	24k€	23k€	22k€
<b>Total Office costs</b>	<b>65k€</b>	<b>69k€</b>	<b>68k€</b>	<b>71k€</b>	<b>69k€</b>	<b>62k€</b>	<b>62k€</b>	<b>63k€</b>
<b>Bulletin</b>	<b>48k€</b>	<b>44k€</b>	<b>39k€</b>	<b>44k€</b>	<b>44k€</b>	<b>45k€</b>	<b>45k€</b>	<b>47k€</b>
<b>Printing</b>	<b>38k€</b>	<b>24k€</b>	<b>19k€</b>	<b>35k€</b>	<b>14k€</b>	<b>15k€</b>	<b>15k€</b>	<b>16k€</b>
<b>Documentation</b>								
Magazine subscriptions, purchase of books	3k€	3k€	2k€	2k€	2k€	2k€	2k€	3k€
Internet	7k€	16k€	13k€	14k€	14k€	14k€	15k€	16k€
<b>Total Documentation</b>	<b>10k€</b>	<b>18k€</b>	<b>15k€</b>	<b>16k€</b>	<b>16k€</b>	<b>16k€</b>	<b>17k€</b>	<b>18k€</b>
<b>Correspondence</b>								
Telephone, fax	10k€	10k€	11k€	11k€	11k€	11k€	12k€	12k€
Postage and mailing	36k€	21k€	30k€	32k€	32k€	32k€	32k€	34k€
<b>Total Correspondence</b>	<b>46k€</b>	<b>31k€</b>	<b>41k€</b>	<b>43k€</b>	<b>43k€</b>	<b>43k€</b>	<b>44k€</b>	<b>46k€</b>
<b>Meeting costs</b>	<b>127k€</b>	<b>189k€</b>	<b>206k€</b>	<b>140k€</b>	<b>156k€</b>	<b>162k€</b>	<b>168k€</b>	<b>175k€</b>
<b>Travel</b>	<b>65k€</b>	<b>30k€</b>	<b>47k€</b>	<b>52k€</b>	<b>52k€</b>	<b>53k€</b>	<b>53k€</b>	<b>55k€</b>
<b>Bonuses and miscellaneous</b>	<b>5k€</b>	<b>10k€</b>	<b>7k€</b>	<b>7k€</b>	<b>6k€</b>	<b>7k€</b>	<b>7k€</b>	<b>8k€</b>
<b>Total operating charges</b>	<b>1 206k€</b>	<b>1 240k€</b>	<b>1 307k€</b>	<b>1 346k€</b>	<b>1 325k€</b>	<b>1 368k€</b>	<b>1 410k€</b>	<b>1 442k€</b>
<b>Operating Result</b>	<b>64k€</b>	<b>65k€</b>	<b>-4k€</b>	<b>-24k€</b>	<b>0k€</b>	<b>0k€</b>	<b>0k€</b>	<b>0k€</b>
<b>Financial income and charges</b>								
<b>Interest on financial investment</b>	<b>35k€</b>	<b>37k€</b>	<b>37k€</b>	<b>35k€</b>	<b>36k€</b>	<b>36k€</b>	<b>37k€</b>	<b>38k€</b>
<b>Financial charges</b>	<b>0k€</b>	<b>0k€</b>	<b>0k€</b>	<b>0k€</b>	<b>0k€</b>	<b>0k€</b>	<b>0k€</b>	<b>0k€</b>
<b>Current Result</b>	<b>99k€</b>	<b>103k€</b>	<b>33k€</b>	<b>11k€</b>	<b>36k€</b>	<b>36k€</b>	<b>37k€</b>	<b>38k€</b>
<b>Exceptional income and charges</b>								
<b>Translation Center</b>	<b>12k€</b>	<b>12k€</b>	<b>12k€</b>	<b>12k€</b>	<b>12k€</b>	<b>12k€</b>	<b>12k€</b>	<b>12k€</b>
<b>Total exceptional income</b>	<b>12k€</b>	<b>12k€</b>	<b>12k€</b>	<b>12k€</b>	<b>12k€</b>	<b>12k€</b>	<b>12k€</b>	<b>12k€</b>
<b>Exceptional charges</b>								
Misc. exceptional charges	22k€	63k€	50k€	50k€				
OIML 50th Anniversary					180k€			
Expert studies					30k€	30k€	30k€	30k€
Provision for doubtful debts / receivables	0k€	163k€	4k€	12k€				
<b>Total exceptional charges</b>	<b>22k€</b>	<b>227k€</b>	<b>54k€</b>	<b>62k€</b>	<b>210k€</b>	<b>30k€</b>	<b>30k€</b>	<b>30k€</b>
<b>Net Result</b>	<b>89k€</b>	<b>-112k€</b>	<b>-9k€</b>	<b>-40k€</b>	<b>-162k€</b>	<b>18k€</b>	<b>19k€</b>	<b>20k€</b>

<b>Additional Budget (MAA implementation)</b>				
---	--	--	--	--

Year	2005	2006	2007	2008
<b>Income</b>	<b>Evaluated according to (a)</b>			
Number of DoMCs x Number of participating Issuing Authorities	10	15	20	25
Annual contribution for participation in a DoMC	1 200 €	1 220 €	1 240 €	1 260 €
<b>Total annual contributions</b>	<b>12k€</b>	<b>18k€</b>	<b>25k€</b>	<b>32k€</b>
Number of Certificates issued under the DoMCs	20	80	140	200
Registration fee of OIML Certificates covered by a DoMC	150 €	152 €	154 €	156 €
<b>Total registration fees</b>	<b>3k€</b>	<b>12k€</b>	<b>22k€</b>	<b>31k€</b>
<b>Total income of the additional budget</b>	<b>15k€</b>	<b>30k€</b>	<b>46k€</b>	<b>63k€</b>
<b>Charges</b>	<b>Approved by the Conference</b>			
Staff costs for one additional staff member	82 000 €	84 000 €	91 000 €	93 000 €
Operating costs for one additional staff member	25 000 €	25 000 €	26 000 €	26 000 €
<b>Total of operating charges of the additional budget</b>	<b>107k€</b>	<b>109k€</b>	<b>117k€</b>	<b>119k€</b>
<b>Surplus of the additional budget</b>	<b>-92k€</b>	<b>-79k€</b>	<b>-71k€</b>	<b>-56k€</b>

<b>Global result</b>				
Year	2005	2006	2007	2008
<b>Global result</b>	<b>-254k€</b>	<b>-61k€</b>	<b>-52k€</b>	<b>-36k€</b>

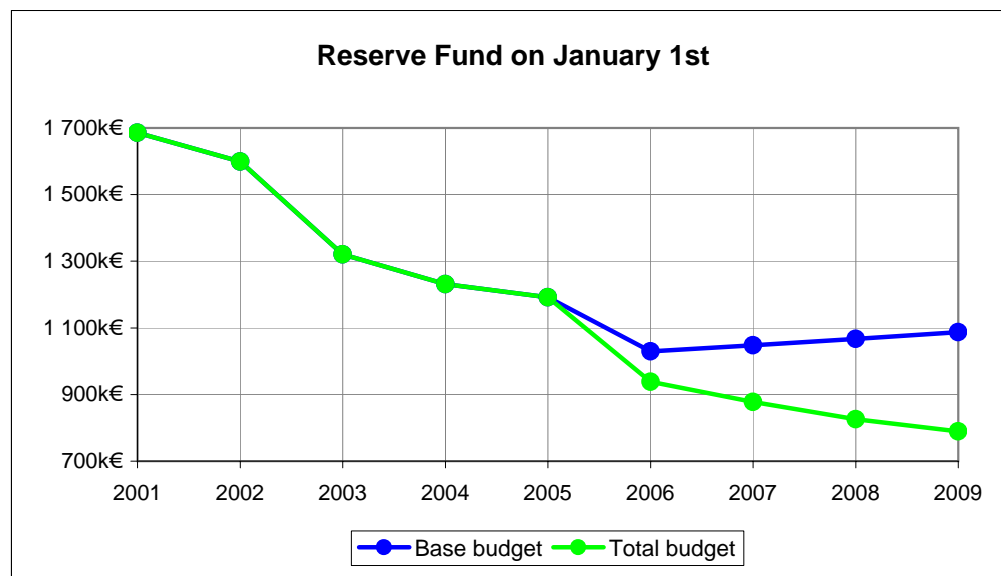
## Evolution of the Reserve Fund

Note: the evolution of the Reserve Fund hereafter has been simulated on the basis of the 2001 - 2004 proforma accounts, without taking account of the loans to personnel and their reimbursements (operations on assets) and rescheduling the depreciations.

These figures indicate only trends, as the Reserve Fund must be reevaluated at the end of 2004 together with the reevaluation of the assets and liabilities.

Base budget	2001	2002	2003	2004	2005	2006	2007	2008	2009
<b>Situation on January 1st</b>	1 685k€	1 600k€	1 320k€	1 232k€	1 192k€	1 030k€	1 048k€	1 067k€	1 087k€
Income				1 368k€	1 373k€	1 416k€	1 459k€	1 492k€	
Charges				1 408k€	1 535k€	1 398k€	1 440k€	1 472k€	
Net result				-40k€	-162k€	18k€	19k€	20k€	
<b>Situation on December 31st</b>	1 600k€	1 320k€	1 232k€	1 192k€	1 030k€	1 048k€	1 067k€	1 087k€	

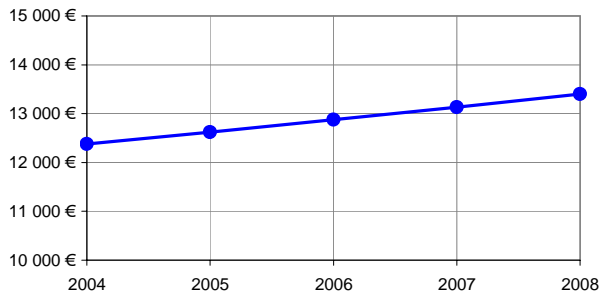
Total budget	2001	2002	2003	2004	2005	2006	2007	2008	2009
<b>Situation on January 1st</b>	1 685k€	1 600k€	1 320k€	1 232k€	1 192k€	938k€	877k€	826k€	789k€
Income				1 368k€	1 388k€	1 446k€	1 505k€	1 555k€	
Charges				1 408k€	1 642k€	1 507k€	1 557k€	1 591k€	
Net result				-40k€	-254k€	-61k€	-52k€	-36k€	
<b>Situation on December 31st</b>	1 600k€	1 320k€	1 232k€	1 192k€	938k€	877k€	826k€	789k€	



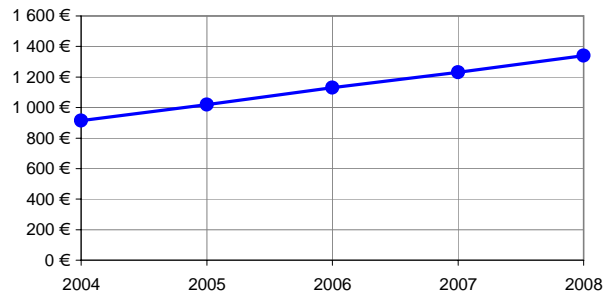
# ANNEX 3 - OIML 2005 - 2008 BUDGET

## INCOME

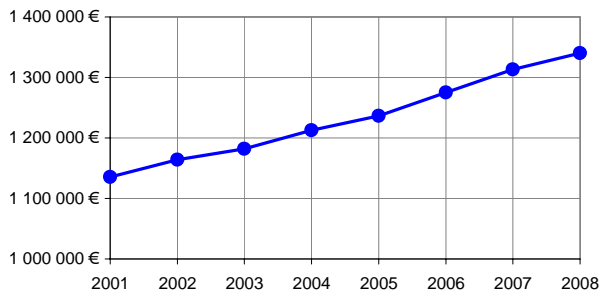
Member States base contributory share



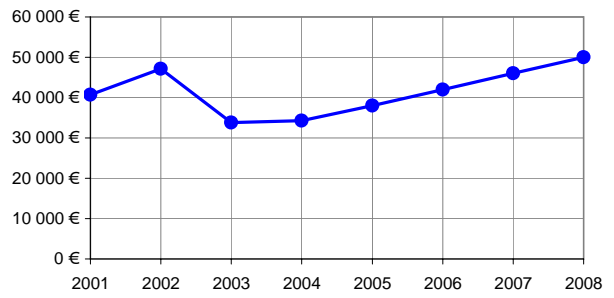
Corresponding Member fee



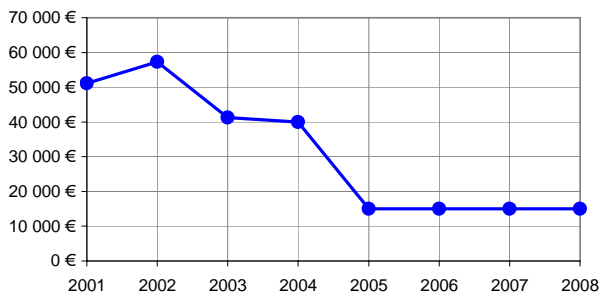
Total M.S. contributions



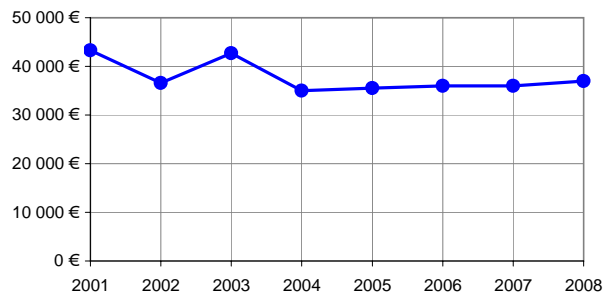
Total C.M. fees



Miscellaneous sales

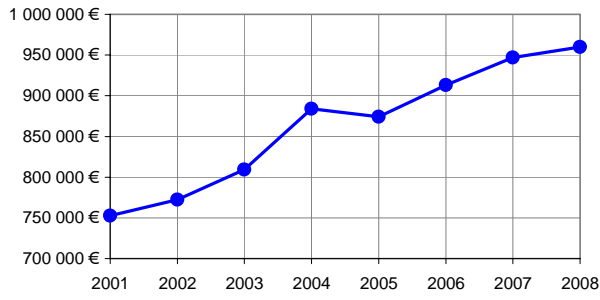


Tax reimbursements

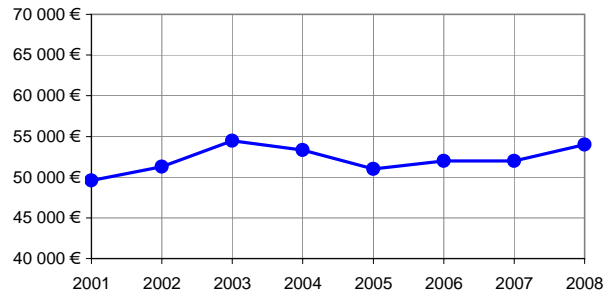


# CHARGES

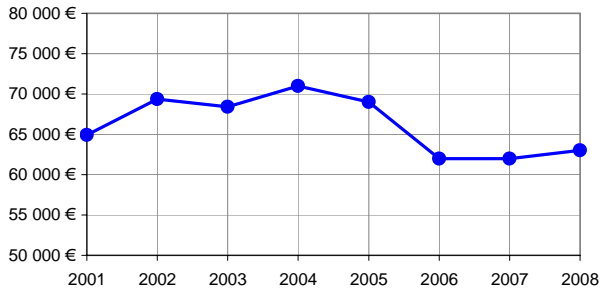
**Staff costs**



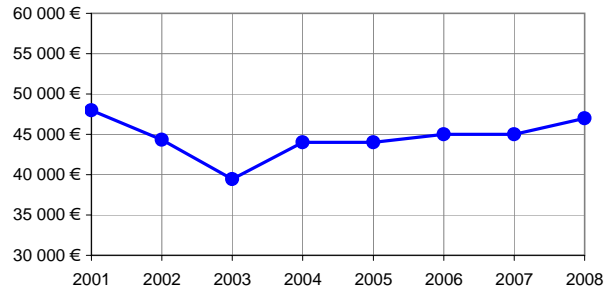
**Premises**



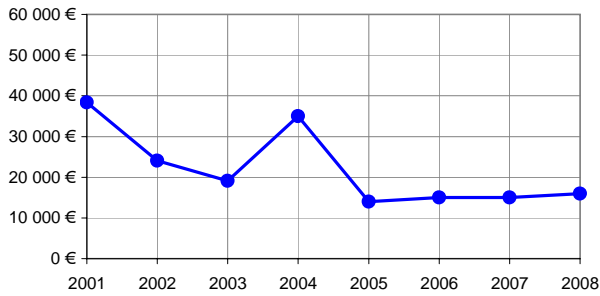
**Office costs**



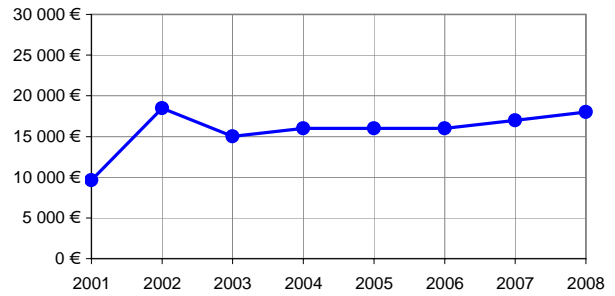
**Bulletin - charges**



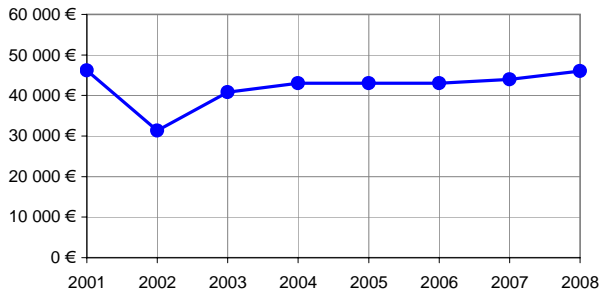
**Printing costs**



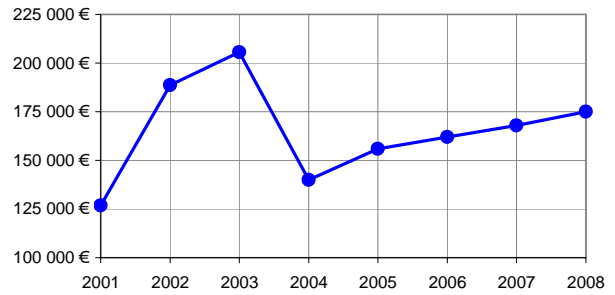
**Documentation**



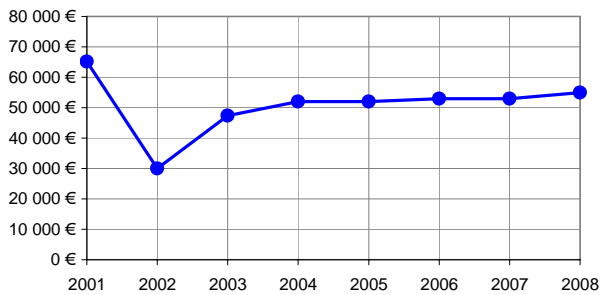
**Correspondence**



**Meetings costs**



**Travel**



**Global profit and loss**

